

Below are the steps that you need to follow to complete your registration process. Please go through it completely and follow all the steps to ensure you don't miss out on any step.

## JDLS Profile Creation:

1. After pressing "Click here to Register" at the bottom of the event page, you will be redirected to the sign in window. If you already have an account, sign in using the credentials. If you are first time registrant, click on free sign up (as shown below) and enter your information.

### Sign In

to access JDLS Dashboard

Email Id

Password

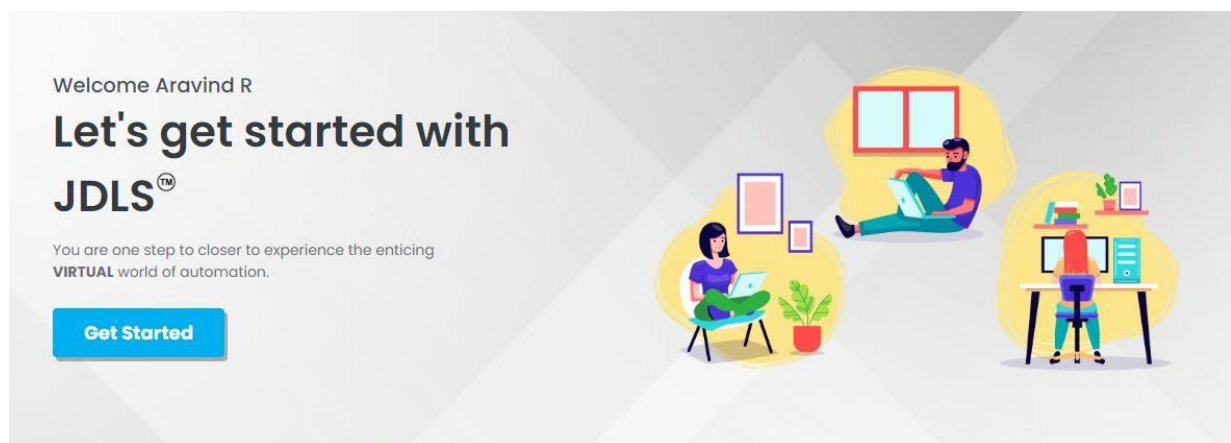
[Forgot Password?](#)



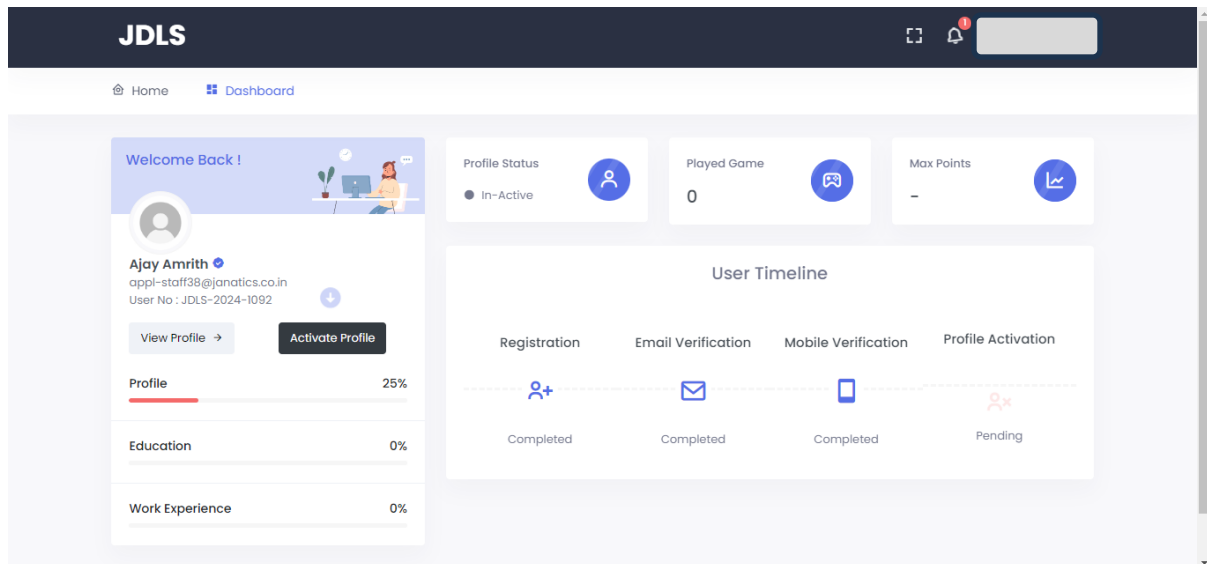
Sign In

[Don't have an JDLS Account? Free Sign Up](#)

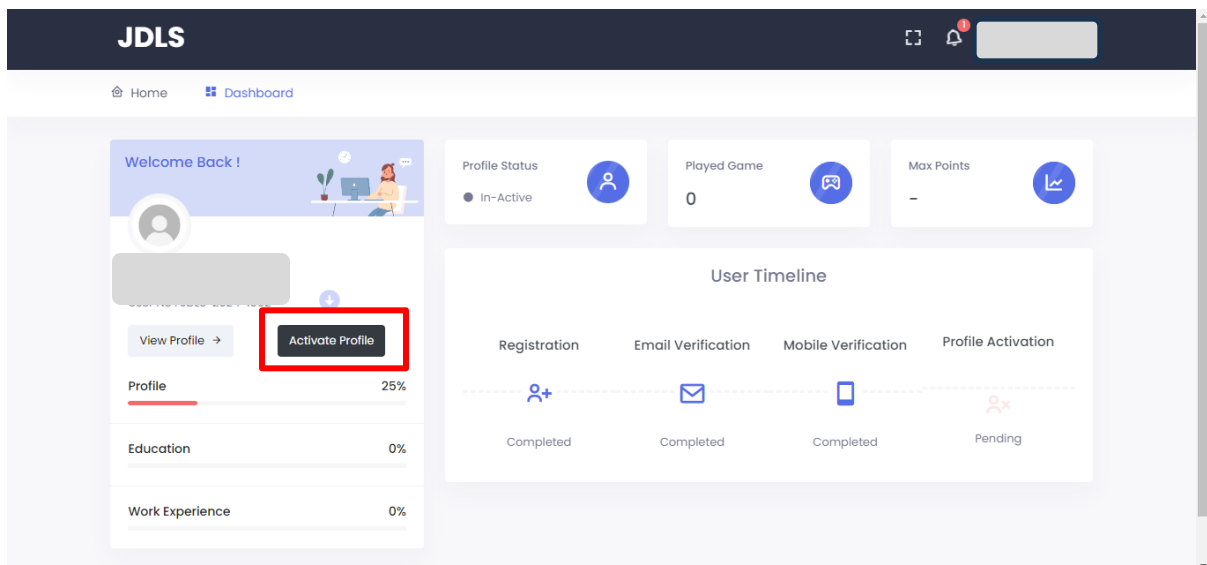
2. After signing up, Sign in again with your user credentials.
3. You should verify your given mail id & mobile no with an OTP.
4. Post verification you are now logged in and will be directed to the "Let's get started with JDLS" Page. Click on "Get Started"



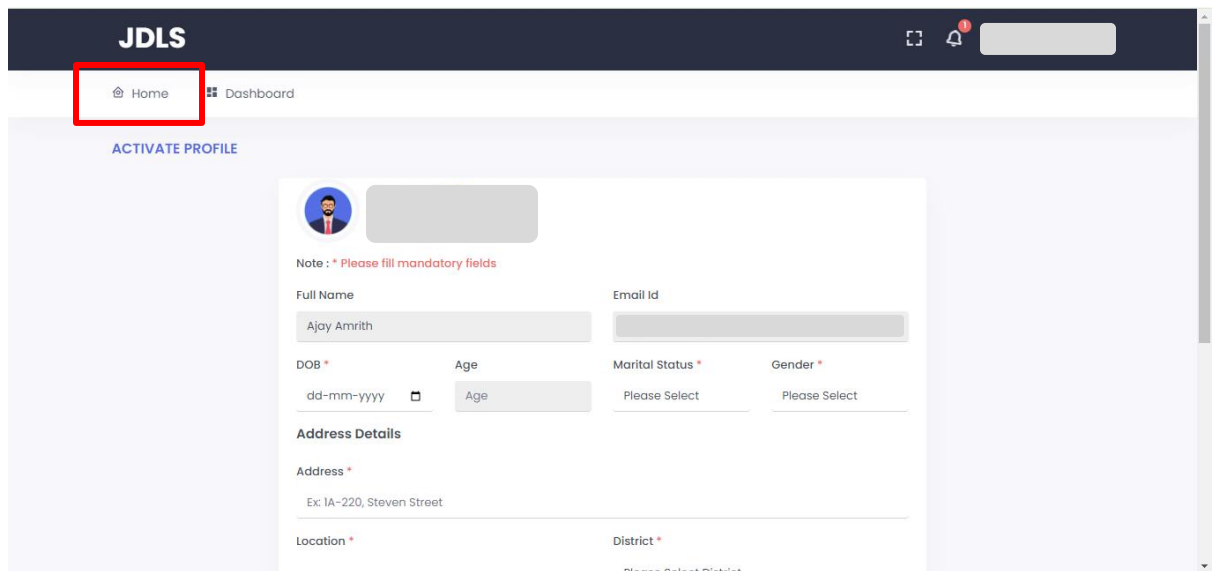
5. You will be directed to the home screen as shown below. Click on “Kindly Activate your profile details” that will redirect to your JDLS Dashboard



6. In the JDLS Dashboard, click on “Activate profile” as directed by the arrow button to enter your profile details to activate

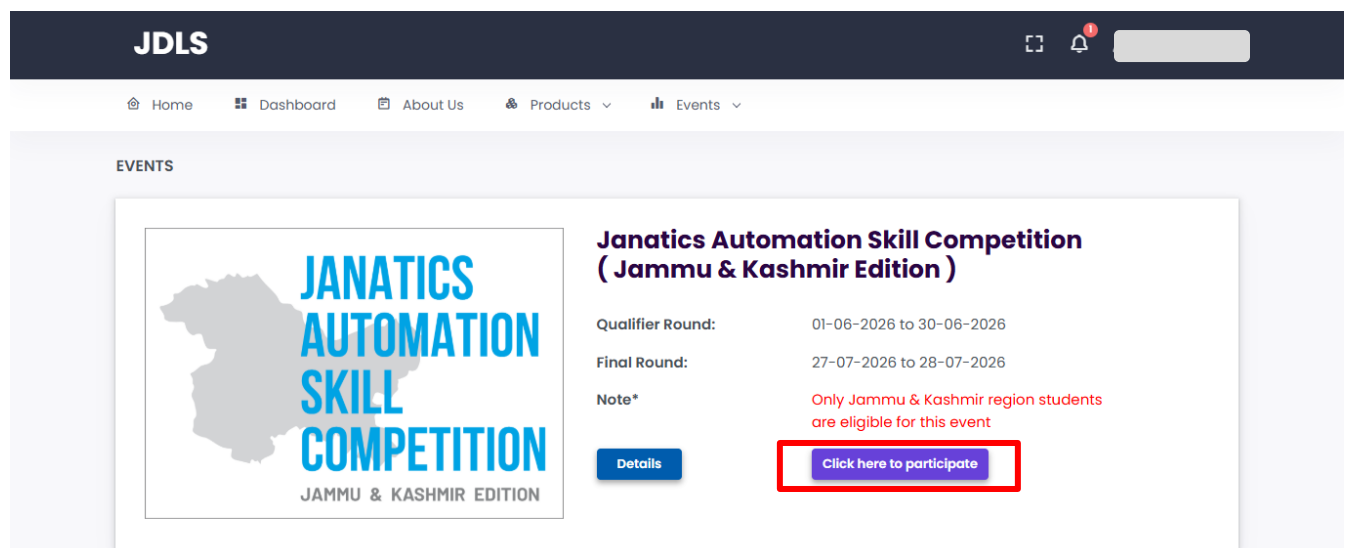


- Once you have added the educational and experience details, your profile will be activated. Now press “Home” as shown in the picture below



**Competition Registration:**

- Now you are ready to participate in the competition, “Click here to participate”. This link will be active only from 1<sup>ST</sup> of June 2026.



2. Read the terms and conditions and press “Yes, I am Interested”

**JDLS**

Home Dashboard About Us Products Events

**EVENTS**

**Janatics Automation Skill Competition  
( Jammu & Kashmir Edition )**

Qualifier Round: 01-06-2026 to 30-06-2026

Final Round: 27-07-2026 to 28-07-2026

Note\* Only Jammu & Kashmir region students are eligible for this event

[Details](#)

I have read through the complete event information and instructions. I hereby confirm that I have understood the event terms and conditions, and accept to abide by it.

[YES I'M INTERESTED](#)

**Application download:**

1. Upon your confirmation you will be directed to the JDLS home page where you can download the application file by pressing the “Download App” as shown in the picture. Click on the respective edition to download the file.

**JDLS**

Home Dashboard About Us Products Events

**EVENTS**

**Janatics Automation Skill Competition  
( Jammu & Kashmir Edition )**


Qualifier Round: 01-06-2026 to 30-06-2026

Final Round: 27-07-2026 to 28-07-2026

Note\* Only Jammu & Kashmir region students are eligible for this event

[Details](#) [Thank you for your interest](#) [Download App](#)


### APP DOWNLOAD




## Download our VMAL App

A game changing Virtual Reality Application


Our products and services for academia are designed towards bridging the industry-institute gap for increased employability of the students, skilling and fostering research and development at institutes.



Available on  
Desktop Edition  
(PC)



Available on  
Mobile Edition  
(Android)



Available on  
Mobile Edition  
(iOS)

**Note:** Until you complete the participation confirmation as shown above, you will not be considered for the competition. So please remember to come to the webpage and complete the participation procedure.

#### Application usage:

- After download launch the application and Sign in using registered credentials
- Please go through the tutorial video before getting into the application.
- Click on DIY Kit -> Guided mode for practice. (Guided mode doesn't have any scoring, it is only to gain experience to execute the non-guided mode and score better)
- Once you complete the guided mode, Click on DIY Kit -> non-Guided mode. (Candidates must play and pass both the desktop and mobile editions to be eligible for the qualifier round.)
- You can check your score in the JDLS dashboard.