

Below are the steps that you need to follow to complete your registration process. Please go through it completely and follow all the steps to ensure you don't miss out on any step.

JDLS Profile Creation:

1. After pressing "Click here to Register" at the bottom of the event page, you will be redirected to the sign in window. If you already have an account, sign in using the credentials. If you are first time registrant, click on free sign up (as shown below) and enter your information.

Sign In

to access JDLS Dashboard

Email Id

Password

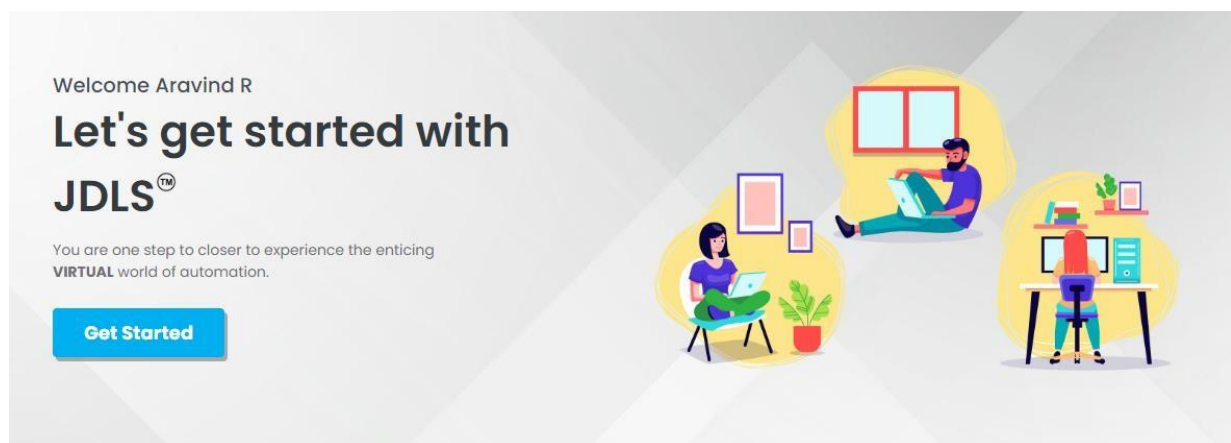
[Forgot Password?](#)



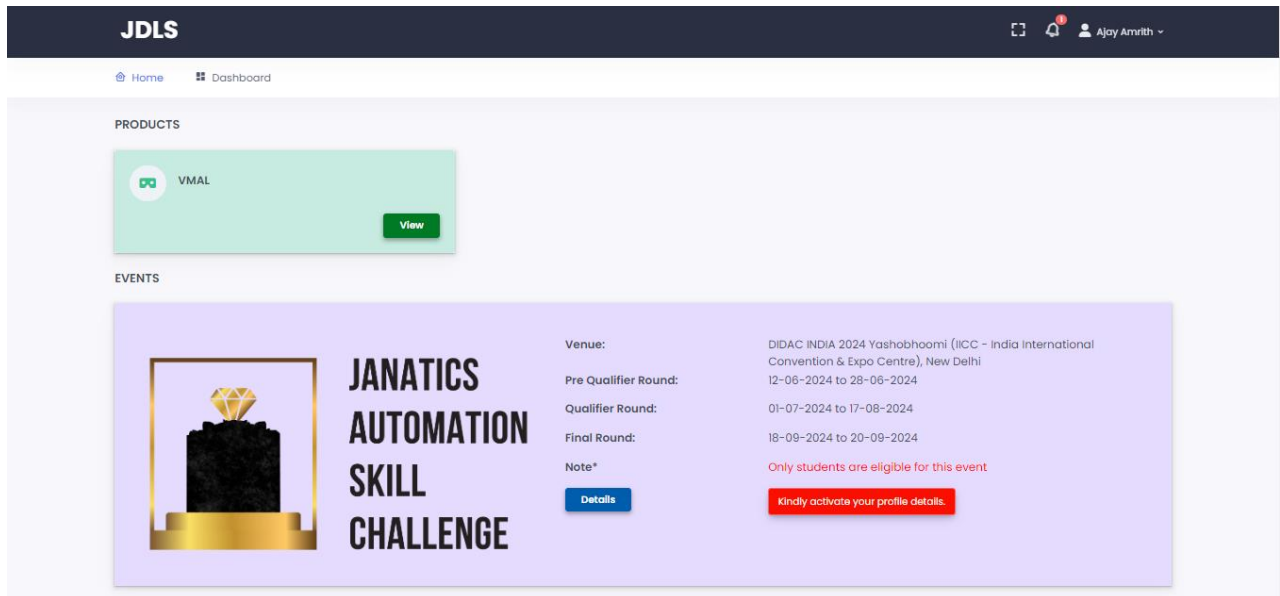
Sign In

[Don't have an JDLS Account? Free Sign Up](#)

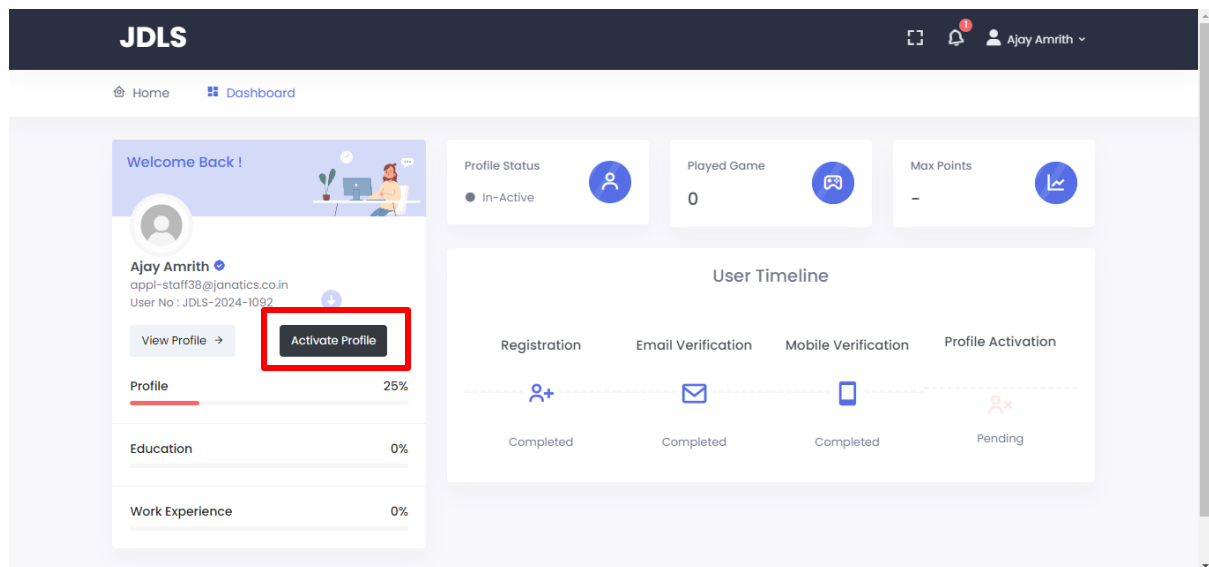
2. After signing up, Sign in again with your user credentials.
3. You should verify your given mail id & mobile no with an OTP.
4. Post verification you are now logged in and will be directed to the "Let's get started with JDLS" Page. Click on "Get Started"



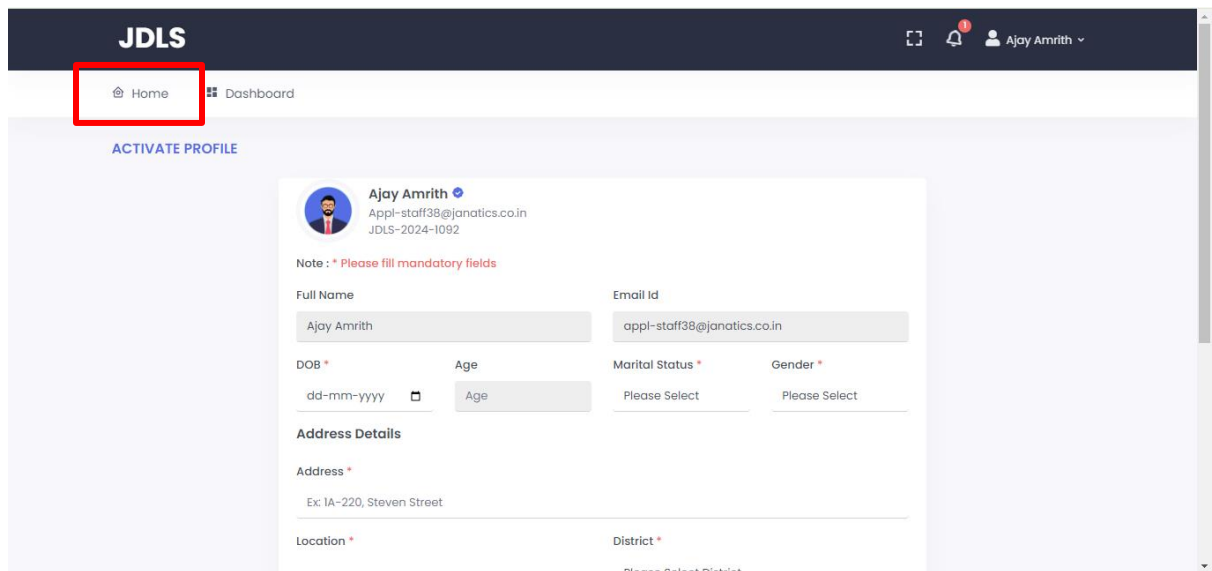
- You will be directed to the home screen as shown below. Click on “Kindly Activate your profile details” that will redirect to your JDLS Dashboard



- In the JDLS Dashboard, click on “Activate profile” as directed by the arrow button to enter your profile details to activate

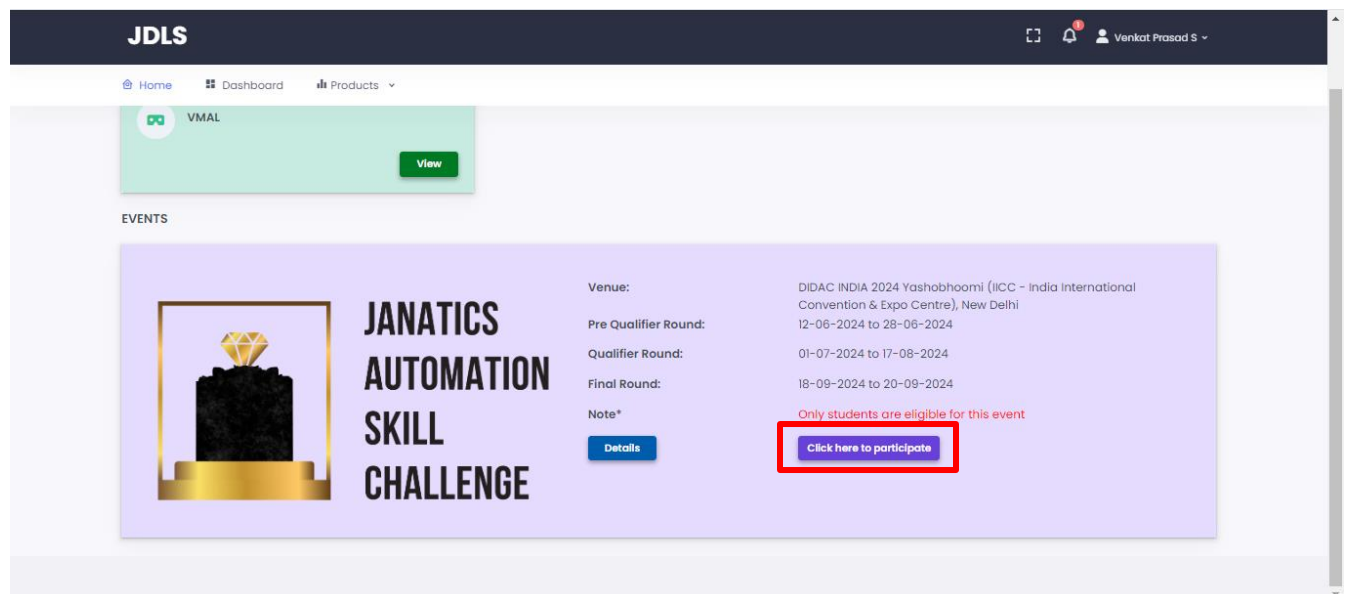


- Once you have added the educational and experience details, your profile will be activated. Now press “Home” as shown in the picture below



Competition Registration:

- Now you are ready to participate in the competition, “Click here to participate”. This link will be active only from 12th of June 2024. Till then you can practice post downloading the application file.



2. Read the terms and conditions and press “Yes, I am Interested”

JANATICS AUTOMATION SKILL CHALLENGE

Pre Qualifier Round:	12-06-2024 to 28-06-2024
Qualifier Round:	01-07-2024 to 17-08-2024
Final Round:	18-09-2024 to 20-09-2024

Note* Only students are eligible for this event

Note*

- By clicking the below button, the user will be redirected to the Janatics e-learning portal
- In Janatics E-Learning, participants need to undergo the "MECHATRONICS AND AUTOMATION TRAINING PROGRAM FOR JASC" course, which includes the competition rules & regulations, general instructions, terminologies, student manual, course on pneumatics, electro pneumatics, plc, sensorics, & mechatronics and finally VR Based application to practice.
- Participants are expected to complete the entire course and pass (Passing percentage is 40), to generate the course completion certificate to get qualified. This certificate must be uploaded in the respective JDLS profile.

YES I'M INTERESTED

3. Start E-Learning course & Application download:
Press “Click here to Login e-Learning”

JANATICS AUTOMATION SKILL CHALLENGE

Venue: DIDAC INDIA 2024 Yashbhoomi (IICC - India International Convention & Expo Centre), New Delhi

Pre Qualifier Round:	12-06-2024 to 28-06-2024
Qualifier Round:	01-07-2024 to 17-08-2024
Final Round:	18-09-2024 to 20-09-2024

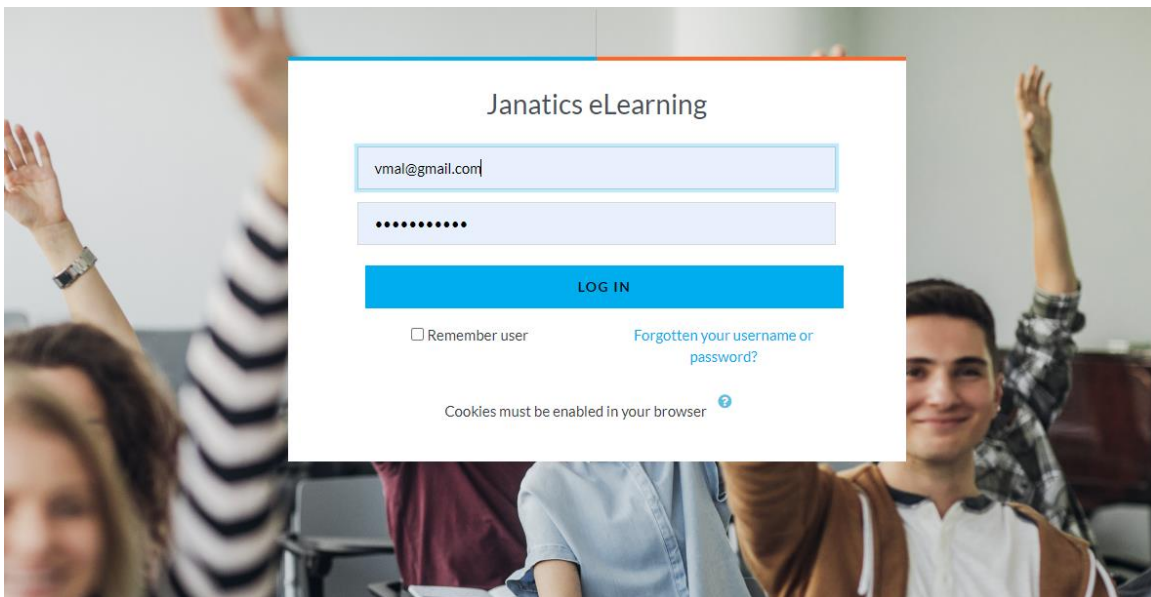
Note* Only students are eligible for this event

Details **Thank you for your interest**

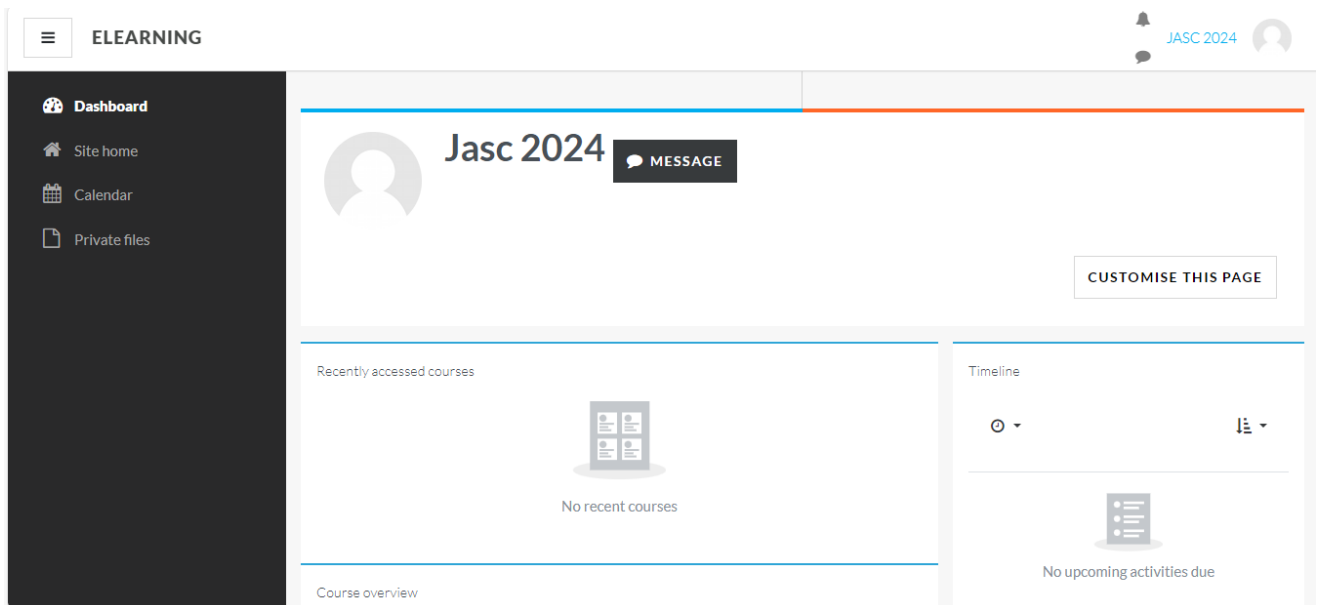
E Learning Course & Application download:
Upon your confirmation you will be directed to the JANATICS E-LEARNING PORTAL.

Click here to Login e-Learning

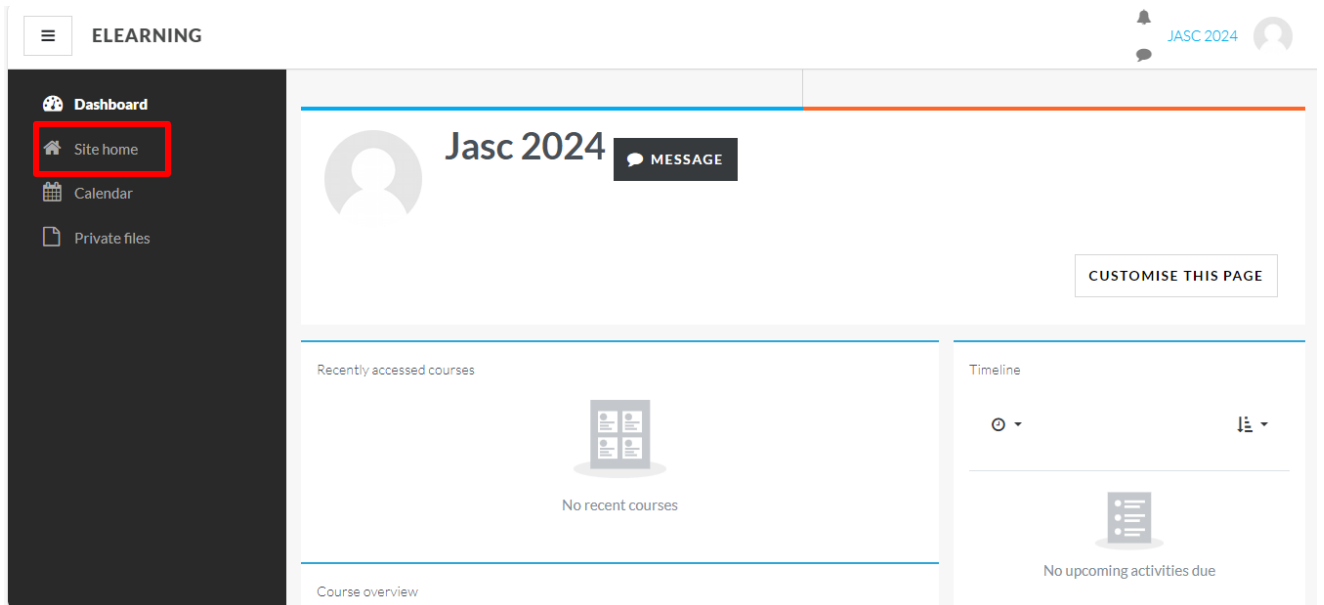
4. Use the same Login credentials to login into e-Learning portal



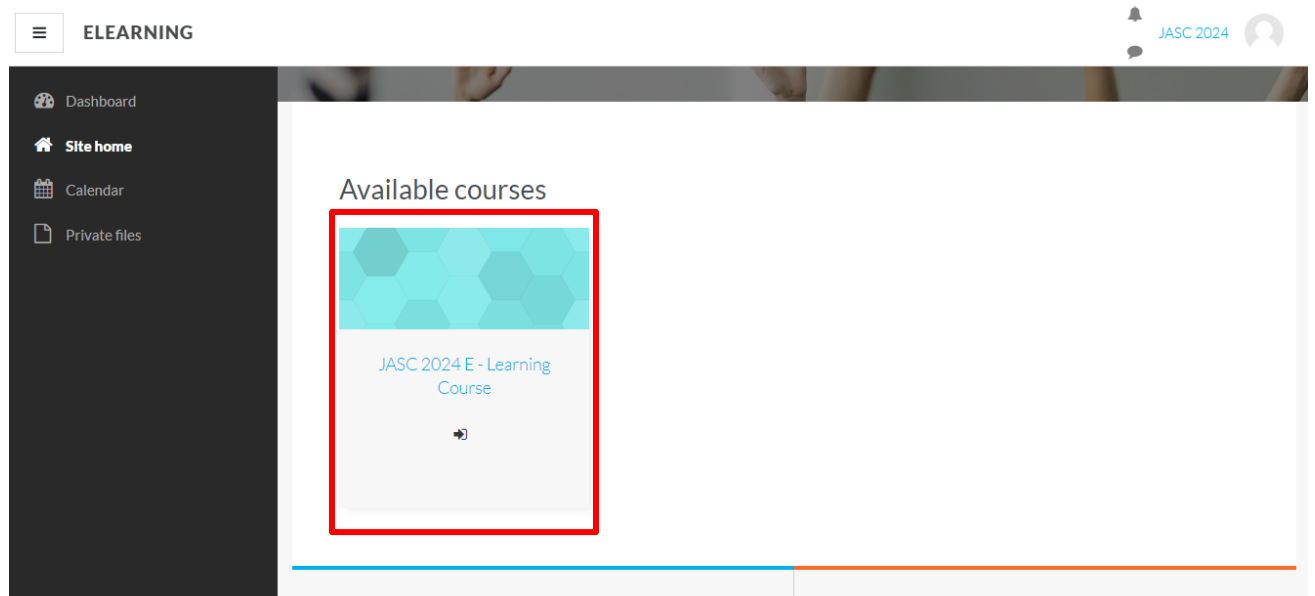
5. After login, you will be directed to the e-Learning Dashboard.



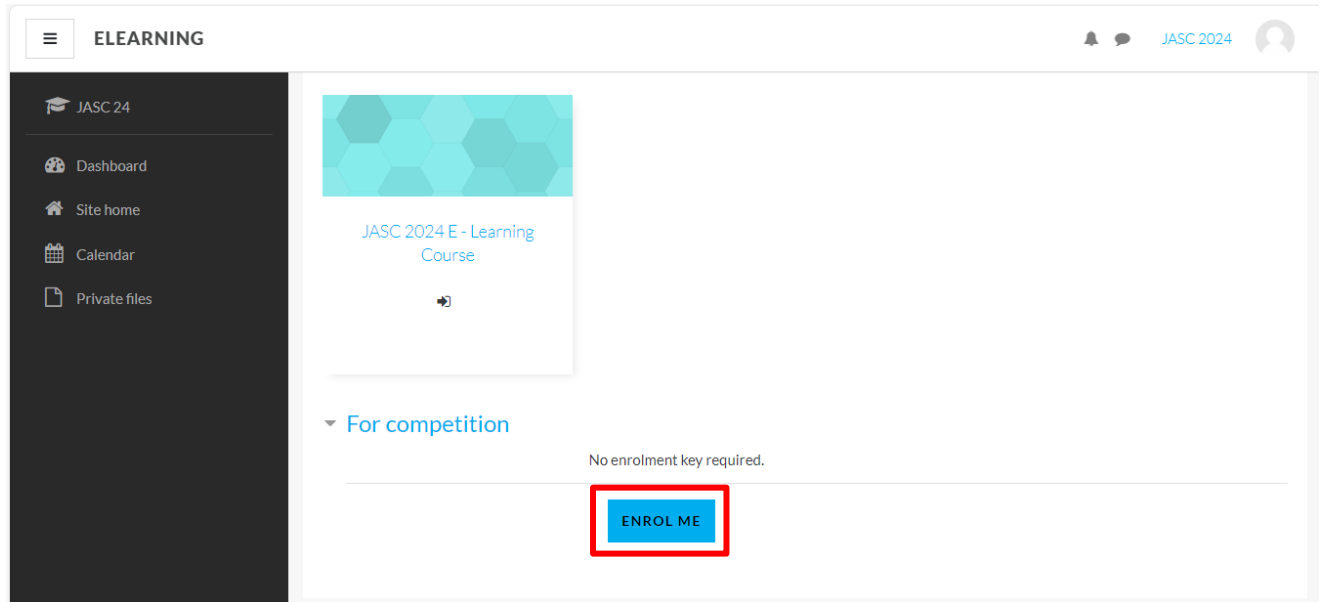
5. Click on site home and scroll down to available courses



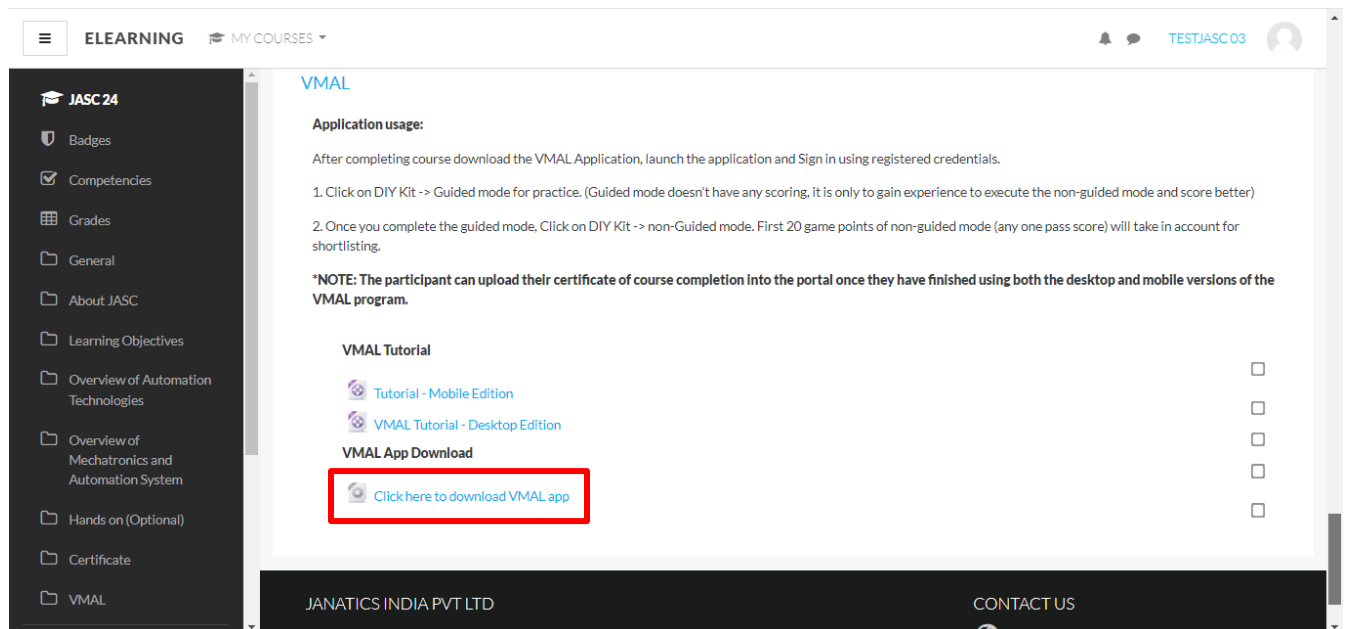
6. Click on Mechatronics and Automation Training Program for JASC and Click on Enroll me and start the course



- Click "Enroll Me" to start the course and generate the certificate by completing the course.



- After Completing all the courses in e-learning you can download the VMAL to explore the Virtual reality experience.





Download our VMAL App

A game changing Virtual Reality Application

Our products and services for academia are designed towards bridging the industry-institute gap for increased employability of the students, skilling and fostering research and development at institutes.

 Available on
Desktop Edition

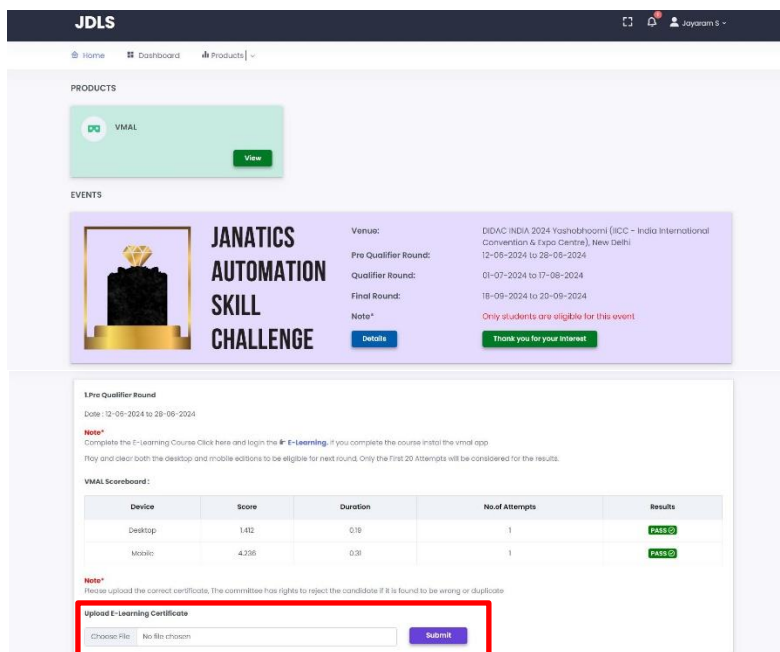
 Available on
Mobile Edition

Note: Until you complete the participation confirmation as shown above, you will not be considered for the competition. So please remember to come to the webpage and complete the participation procedure.

Application usage:

- After download launch the application and Sign in using registered credentials
- Please go through the tutorial video before getting into the application.
- Click on DIY Kit -> Guided mode for practice. (Guided mode doesn't have any scoring, it is only to gain experience to execute the non-guided mode and score better)
- Once you complete the guided mode, Click on DIY Kit -> non-Guided mode. (Candidates must play and pass both the desktop and mobile editions to be eligible for the qualifier round.)
- You can check your score in the JDLS dashboard.

9. Upload the course completion certificate to your JDLS profile as indicated in the photo below after finishing the VMAL (desktop & mobile) edition.



The screenshot shows the JDLS dashboard with the following sections:

- PRODUCTS:** A card for 'VMAL' with a 'View' button.
- EVENTS:** A card for 'JANATICS AUTOMATION SKILL CHALLENGE' with details:
 - Venue: DIDAC INDIA 2024 Yashbhoom (ICC - India International Convention & Expo Centre), New Delhi
 - Pro Qualifier Round: 12-06-2024 to 28-06-2024
 - Qualifier Round: 01-07-2024 to 17-08-2024
 - Final Round: 18-09-2024 to 20-09-2024
 - Note: Only students are eligible for this event.
- 1. Pre Qualifier Round:**
 - Date: 12-09-2024 to 28-09-2024
 - Note: Complete the E-Learning Course Click here and login the E-Learning. If you complete the course install the vmal app. Play and clear both the desktop and mobile editions to be eligible for next round. Only the first 20 Attempts will be considered for the results.
 - VMAL Scoreboard:**

Device	Score	Duration	No. of Attempts	Results
Desktop	1,412	0:19	1	PASS
Mobile	4,256	0:31	1	PASS
 - Note: Please upload the correct certificate. The committee has rights to reject the candidate if it is found to be wrong or duplicate.
 - Upload E-Learning Certificate:** A form with a 'Choose File' button, a text input field (currently empty), and a 'Submit' button. This section is highlighted with a red box in the original image.

* Terms and Conditions applicable